



REVEAL
merchandiser®

Reveal Merchandiser® ORMC(82/87) Remote Specs

Medium Temp Open Multi-Deck Remote Display Cases

4', 6', 8', and 12' Long Cases with Low (L), Medium (M), or High (H) Sills;

Beverage (B), Dairy or Deli (D), Produce (P), and Meat (M)

Quick Specs

Energy (Btu/h per Foot)*

	Btu/h	Evaporator
ORMC82	1,265	26°F
ORMC82-M	1,345	22°F
ORMC87	1,395	26°F

*when used with parallel rack system

Merchandising (Per Foot)

Facings: 55.4 ft² with Medium Sill

ORMC82 Packout: 85.7 ft³ with four 22" Shelves

ORMC87 Packout: 129.4 ft³ with four 22" shelves

Features & Options

Go Green

Remote cases ready for CO₂

Additional Models

See separate spec sheets for Meat Exclusive, Produce Exclusive, and Doored cases on the Zero Zone website.

LED Lighting

ChillBrite® 4000K LED Lighting for the canopy, sill, or undershelf

Low, Medium, or High Sills

Maximize facings with the low sill, maximize efficiency with the high sill, or balance both with the medium sill.

Enhance Your Reveal

Options include mirrors, night curtains, spray hose connection, and more.

Hybrid™ Display Case

Available as Hybrid™ cases. See separate spec sheet.



Manuals and Instructions:

<https://www.zero-zone.com/ormc>

Specifications are subject to change without notice. All dimensions are nominal.
Case designed to operate in an ambient temperature of 75°F and relative humidity of 55% or lower.

Applications



Beverage



Dairy



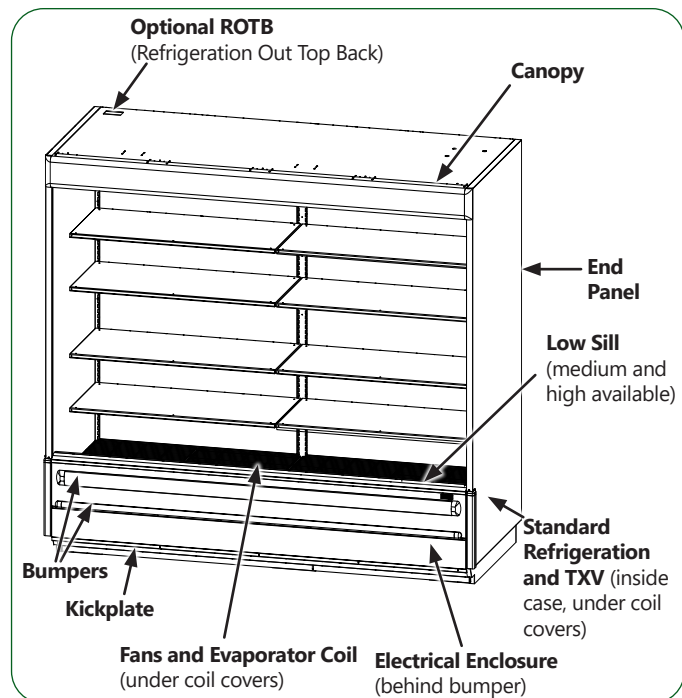
Deli



Produce



Meat



Contact Us:

800-247-4496

www.zero-zone.com



SS-52 REV M • 4/18/2024

© 2024 Zero Zone, Inc.

Page 1 of 6





Refrigeration Data



Set Points	Per Foot Avg	
	B/D/P	M
Evaporator Temperature (°F) ^{1,2}	26	22
Discharge Air Temperature (°F) (w/ 8°F Superheat) ³	34	30
Discharge Air Velocity (fpm) ⁴	260	260

Notes:

1. For high-glide refrigerants, use dew point for unit sizing. Adjust evaporator pressure as needed to maintain discharge air temperatures.
2. Evaporator temperatures listed above are for unlit, flat shelves. Evaporator temperatures may need to be reduced for lit and/or angled shelves or aftermarket display accessories.
3. Discharge air temperature is measured at the outlet of the honeycomb.
4. Discharge air velocity is average velocity at peak of defrost.



Energy Use with Parallel Rack System ⁶	Lineup Data		Individual Case Data ⁵							
	B/D/P	M	4'		6'		8'		12'	
ORMC82 Baseline Btu/h	1,265	1,345	5,595	5,930	8,230	8,730	10,765	11,415	15,830	16,790
ORMC87 Baseline Btu/h	1,395	---	6,150	---	9,055	---	11,840	---	17,410	---
Energy Use with Condensing Unit ⁶	B/D/P	M	B/D/P	M	B/D/P	M	B/D/P	M	B/D/P	M
ORMC82 Baseline Btu/h (R-404A)	1,380	1,495	6,100	6,585	8,970	9,690	11,735	12,670	17,255	18,635
ORMC87 Baseline Btu/h (R-404A)	1,520	---	6,705	---	9,870	---	12,905	---	18,975	---
ORMC82 Baseline Btu/h (R-448A)	1,440	1,535	6,380	6,760	9,380	9,950	12,270	13,015	18,045	19,140
ORMC87 Baseline Btu/h (R-448A)	1,590	---	7,010	---	10,325	---	13,500	---	19,850	---
Btu/h Deducts	Per Foot Avg		4'		6'		8'		12'	
High Sill	-40		-160		-240		-320		-480	
Btu/h Adders	Per Foot Avg		4'		6'		8'		12'	
Low Sill	+40		+160		+240		+320		+480	
Canopy Lights (ChillBrite® 4000K) 2nd Row	+13		+52		+78		+104		+156	
Sill Lights (ChillBrite® 4000K) 1 Row	+7		+28		+42		+56		+84	
Undershelf Lights (ChillBrite® 4000K) Per Row	+10		+40		+60		+80		+120	

Notes:

5. Individual case data includes 1 pair of end panels.
6. Baseline Evaporator Btu/h based on 1 row LED canopy lighting (Zero Zone ChillBrite® 4000K), ECM or SSC electronic fan motors, 4 rows of 22" flat shelves, and medium sill height.



Refrigeration Piping: R-404A & R-448A ⁷	Outlet Size (in.)			
	4'	6'	8'	12'
Suction Line O.D. (Top Refrigeration Exit)	5/8	5/8	7/8	7/8
Liquid Line O.D. (Off Cycle Defrost)	3/8	3/8	3/8	3/8
Refrigeration Piping: CO ₂ ⁷	4'	6'	8'	12'
Suction Line O.D. (Top Refrigeration Exit)	1/2	1/2	1/2	1/2
Liquid Line O.D. (Off Cycle Defrost)	3/8	3/8	1/2	1/2

Notes:

7. Read the Installation & Operation Manual for more about refrigeration piping to properly size individual risers for circuits of more than one case.



Electrical & Energy Data ⁸

ORMC82	Per Foot Avg.		4'		6'		8'		12'	
Number of Fans			2		2		2		4	
Fan Motors ORMC82 (115V)	Amps	Watts	Amps	Watts	Amps	Watts	Amps	Watts	Amps	Watts
High-Efficiency Electronic (ECM or SSC)	0.14	7.7	0.84	42	0.84	42	0.84	63	1.26	84



ORMC87	Per Foot Avg.		4'		6'		8'		12'	
Number of Fans			2		2		3		4	
Fan Motors ORMC87 (115V)	Amps	Watts	Amps	Watts	Amps	Watts	Amps	Watts	Amps	Watts
High-Efficiency Electronic (ECM or SSC)	0.16	7.7	0.84	42	0.84	42	1.26	63	1.68	84

Lighting System ORMC(82/87) (120V)	Amps		Watts		Amps		Watts		Amps		Watts	
Canopy LED Lights Per Row	0.047	5.8	0.19	23	0.28	35	0.38	46	0.56	69		
Sill LED Lights 1 Row	0.023	2.9	0.09	12	0.14	17	0.19	23	0.28	35		
Undershelf LED Lights Per Row	0.012	1.5	0.05	6	0.07	9	0.10	12	0.14	17		

Notes:

8. Amps are based on electrical nameplate values. Watts are based on laboratory observations of actual energy use.

Physical Data



Merchandising	4'		6'		8'		12'	
Facings (ft. ²) with Medium Sill	21.1		31.7		42.2		63.4	
ORMC82 Packout (ft. ³) with 4 rows of 22" Deep Shelves	28.6		42.8		57.1		85.7	
ORMC87 Packout (ft. ³) with 4 rows of 22" Deep Shelves	43.1		64.7		86.3		129.4	
Shipping Weight without End Panels ⁹	4'		6'		8'		12'	
ORMC82 Weight (lbs.)	452		678		791		1,222	
ORMC87 Weight (lbs.)	468		702		819		1,265	
Shipping Weight with Solid End Panels ⁹	4'		6'		8'		12'	
ORMC82 Weight (lbs.)	512		738		851		1,282	
ORMC87 Weight (lbs.)	528		762		879		1,325	

Notes:

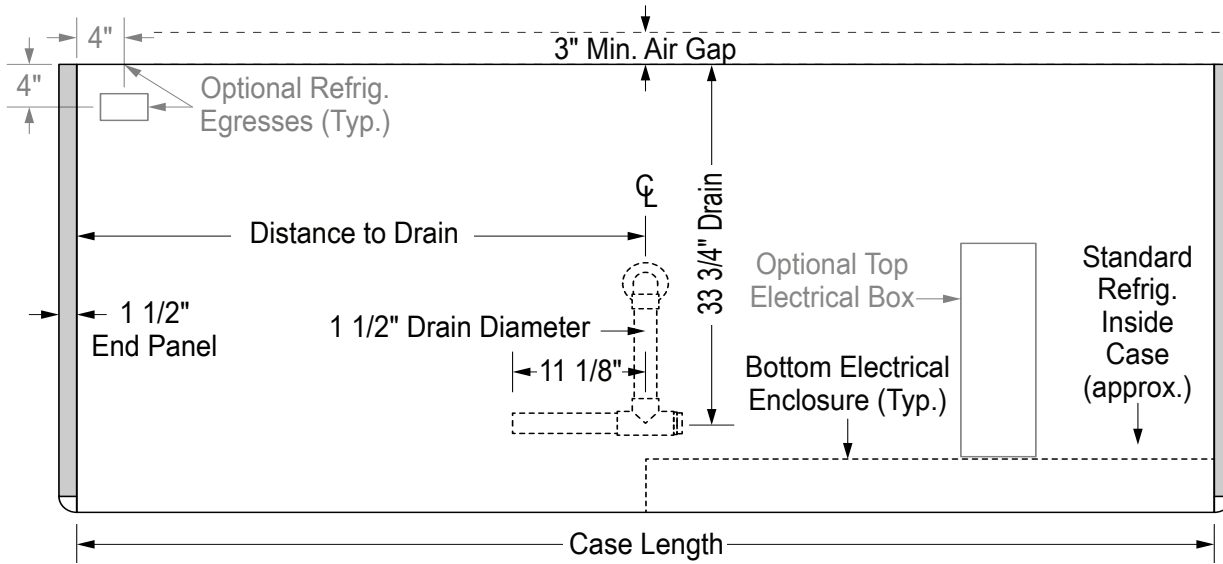
9. Each solid end panel: 30 lbs.

Operating Set Points

Off-Cycle Defrost	R-404A		R-448A		CO ₂	
	B/D/P	M	B/D/P	M	B/D/P	M
Time Per Defrost (Minutes)	30	36	30	30	30	36
Drip Time (Minutes)	N/A	N/A	N/A	N/A	N/A	N/A
EPR Settings (psig)	64	58	56	51	448	420
Frequency (Per Day)	4	4	6	6	4	4



ORMC(82/87) Top View



Case Dimensions



Measurements	4'	6'	8'	12'
Case Length (in.) without End Panels	48	72	96	144
Case Length (in.) with End Panels	51	75	99	147
Distance to Drain (in.)	24	36	48	72



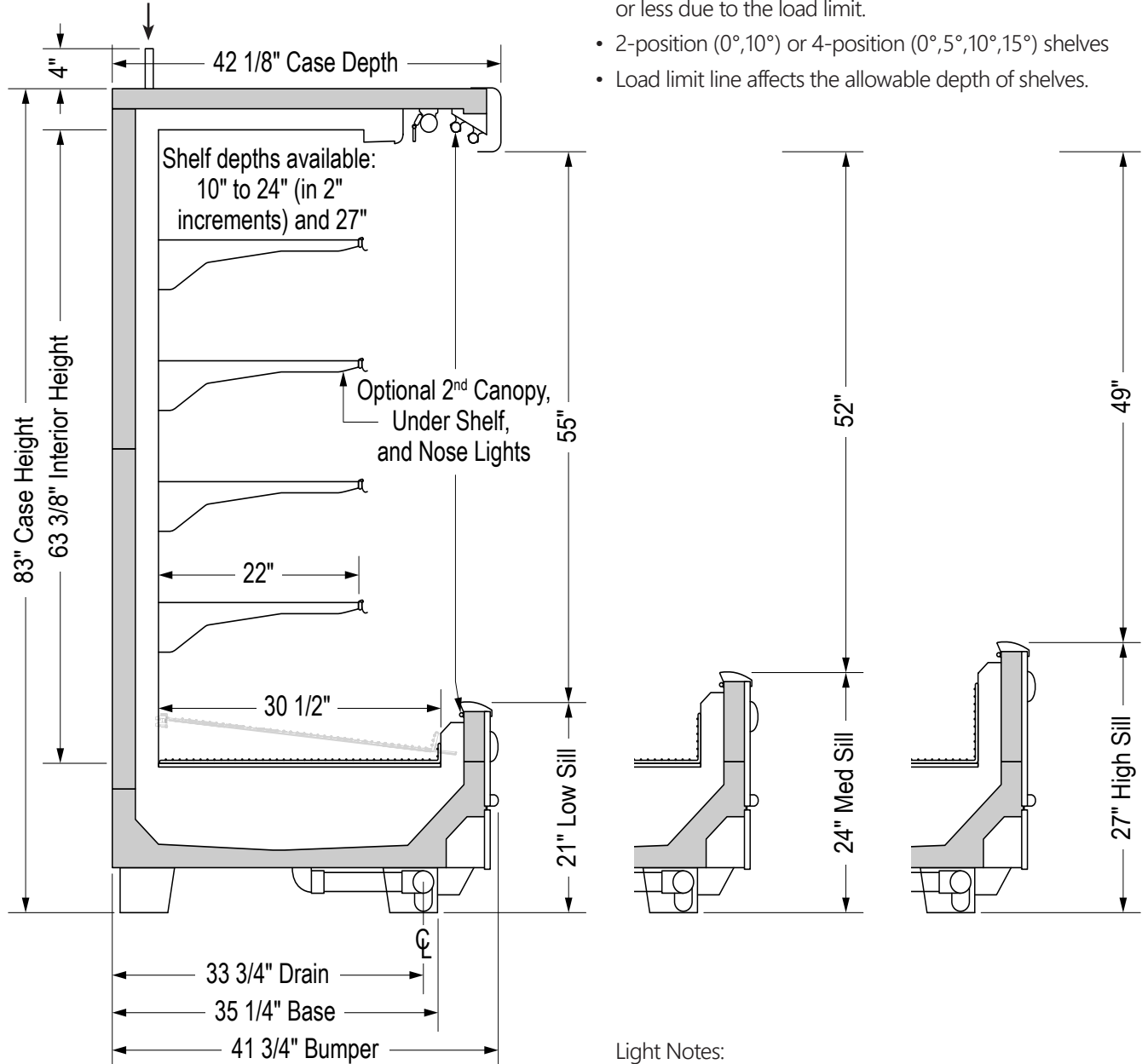
ORMC82 End View

Shipping height notes:

- Shipping height is equal to case height minus hat channel rails, if applicable.
- Optional Top Refrigeration Connection

Shelf Notes:

- 4 shelves shown. Up to 7 available.
- Shelf depths available: 10" to 24" (in 2" increments) and 27".
- If 24" shelves are used at an angle, the top shelf must be 22" or less due to the load limit.
- 2-position (0°,10°) or 4-position (0°,5°,10°,15°) shelves
- Load limit line affects the allowable depth of shelves.

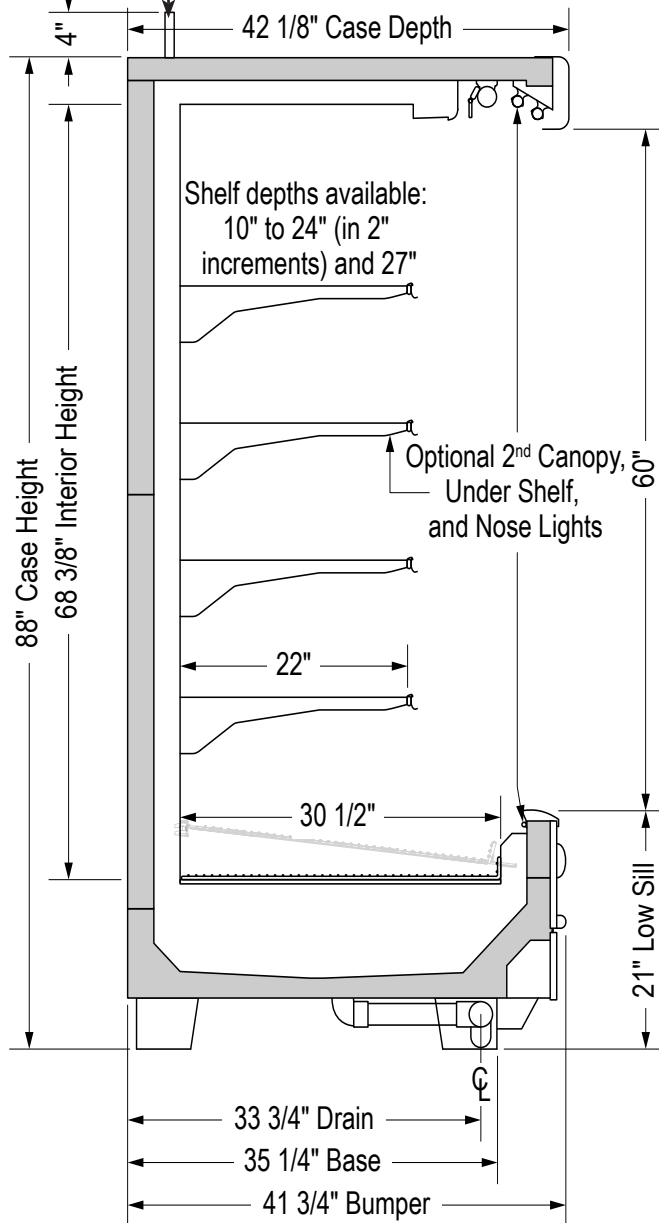




ORMC87 End View

Shipping height notes:

- Shipping height is equal to case height minus hat channel rails, if applicable.
- Optional Top Refrigeration Connection

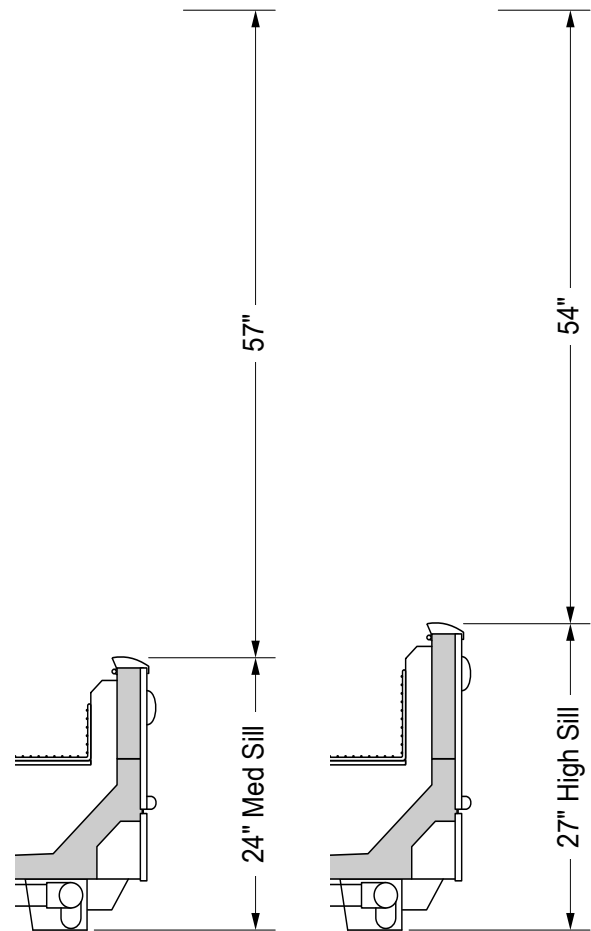


Base Notes:

- Base heights available: 3 1/2", 4 1/2", 5 1/2", or 6 1/2".
- Changing bases affects case height and shipping height.
- Drain height from floor: 3 1/8" with 4 1/2" base

Shelf Notes:

- 4 shelves shown. Up to 7 available.
- Shelf depths available: 10" to 24" (in 2" increments) and 27".
- If 24" shelves are used at an angle, the top shelf must be 22" or less due to the load limit.
- 2-position (0°, 10°) or 4-position (0°, 5°, 10°, 15°) shelves
- Load limit line affects the allowable depth of shelves.



Light Notes:

- One row of canopy lights is standard.
- Undershelf lights, sill lights, and second row of canopy lights is optional. Up to 5 undershelf lights per case.