



**CRYSTAL**  
merchandiser®

## Crystal Merchandiser® RVLC30IM Specs

Low Temp Ice Merchandiser Reach-In Remote Display Cases

2-Door and 3-Door Cases

### Applications



### Quick Specs

#### Energy (Btu/h per Door)\*

**Standard:** 910 at 0°F Evaporator

\*when used with parallel rack system

#### Merchandising (3-Door)

**Facings:** 42.3 ft<sup>2</sup>

**Packout:** 82.1 ft<sup>3</sup> with 30" x 24" deep shelves

**Max Packout Weight:** 2,460 lbs.

### Features & Options

#### Go Green

Remote cases ready for CO<sub>2</sub>

#### High Humidity

Control climate challenges with our advanced humidity package

#### CoolView® Doors

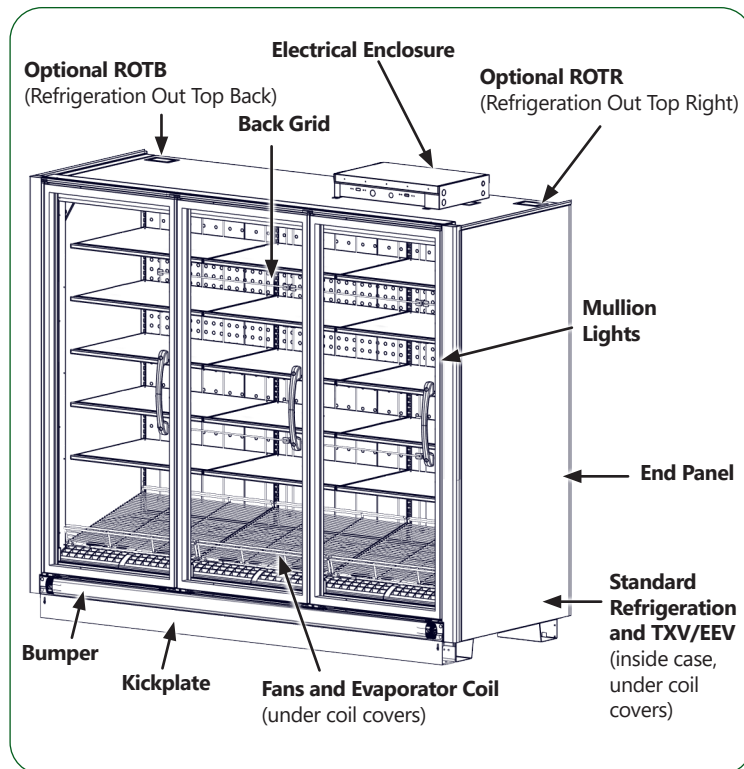
30" wide x 74" tall CoolView® Illusion® Doors

#### LED Lighting

ChillBrite® 4000K LED Lighting

#### Additional Models

The Crystal low temp lineup offers a standard, back-to-back, ice merchandiser, and dual temp case



Manuals and Instructions:  
<https://www.zero-zone.com/rvmc-rvlc>



#### Contact Us:

800-247-4496

[www.zero-zone.com](http://www.zero-zone.com)

Specifications are subject to change without notice. All dimensions are nominal.  
Case designed to operate in an ambient temperature of 75°F and relative humidity of 55% or lower.



SS-45 Rev N • 5/21/2024

© 2024 Zero Zone, Inc.

Page 1 of 4





## Refrigeration Data



Set Points	°F
Evaporator Temperature <sup>1</sup>	0
Discharge Air Temperature (w/ 8°F Superheat)	4

Notes:

- For high-glide refrigerants, use dew point for unit sizing. Adjust evaporator pressure as needed to maintain discharge air temperatures.



Energy Use with Parallel Rack System <sup>2</sup>	Lineup Data	Individual Case Data (includes 1 pair of end panels)	
	Per Door Avg	2-Door	3-Door
RVLC30 Baseline Btu/h	910	1,970	2,880
Energy Use with Condensing Unit <sup>2</sup>	Per Door Avg	2-Door	3-Door
RVLC30 Baseline Btu/h	965	2,090	3,055
Btu/h Adders	Per Door Avg	2-Door	3-Door
Anti-Sweat High-Humidity Package	+100	+200	+300
End Panels	Btu/h Per Case		
Glass Windowed End Panel (1-Pair) <sup>3</sup>	+288		

Notes:

- Baseline Evaporator Btu/h based on LED lighting (Zero Zone ChillBrite® 4000K), no-energy doors (Zero Zone CoolView® Illusion®), and ECM or SSC electronic fan motors.
- Glass windowed end panels only available with 2 1/2" end panels.



Refrigeration Piping: R-404A & R-448A <sup>4</sup>	Outlet Size (in.)	
	2-Door	3-Door
Suction Line O.D. (Standard Refrigeration Exit)	7/8	7/8
Suction Line O.D. (Top Refrigeration Exit)	5/8	5/8
Liquid Line O.D. (Electric Defrost)	3/8	3/8
Liquid Line O.D. (Hot Gas Defrost)	1/2	1/2
Refrigeration Piping: CO <sub>2</sub> <sup>4</sup>	2-Door	3-Door
Suction Line O.D. (Standard Refrigeration Exit)	1/2	1/2
Suction Line O.D. (Top Refrigeration Exit)	1/2	1/2
Liquid Line O.D. (Electric Defrost)	3/8	3/8
Liquid Line O.D. (Hot Gas Defrost)	1/2	1/2

Notes:

- Individual risers for circuits of more than one case require refrigeration line sizing by Zero Zone. Refer to the Installation & Operation Manual for details.



## Electrical & Energy Data <sup>5</sup>



Fan Motors (115V)	Per Door Avg		2-Door		3-Door	
Number of Fans			2		3	
Fan Motors (115V)	Amps	Watts	Amps	Watts	Amps	Watts
High-Efficiency Electronic (ECM or SSC)	0.42	24	0.84	48	1.26	72
Lighting System (120V)	Amps	Watts	Amps	Watts	Amps	Watts
LED Lighting (ChillBrite® 4000K)	0.16	19	0.32	39	0.48	58
Anti-Sweat Heat (115V)	Amps	Watts	Amps	Watts	Amps	Watts
Standard-Energy Doors (CoolView® Illusion®) <sup>6</sup>	0.74	85	1.50	173	2.23	257
High-Humidity Package (CoolView® Illusion®) <sup>7</sup>	1.08	125	2.22	255	3.29	378
Defrost Heaters <sup>8, 9</sup>	Amps	Watts	Amps	Watts	Amps	Watts
Single Phase (208V/1/60Hz)	4.00	832	8.00	1,680	12.00	2,496
Three Phase (208V/3/60Hz)	2.31	832	4.66	1,680	6.93	2,496

Notes:

- Amps are based on electrical nameplate values. Watts are based on laboratory observations of actual energy use.
- Standard doors include glass heat, rail heat, mullion heat, and a deep coil.
- High-humidity package includes 10% increase in glass heat, rail heat, and mullion heat. This package also includes a deep coil and an anti-sweat controller.
- Electric Defrost: 1 per day. Defrost termination temperature setting is 50°F. Failsafe time is 55 minutes. Refer to the Installation & Operation Manual for details.
- Hot Gas Defrost: 1 per day. Defrost termination temperature setting is 65°F. Failsafe time is 30 minutes. Refer to the Installation & Operation Manual for details. Zero Zone recommends 1 riser per refrigeration circuit when utilizing hot gas defrost.

## Physical Data



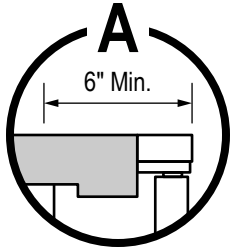
Merchandising	2-Door	3-Door
Facings (ft. <sup>2</sup> )	28.4	42.3
Packout (ft. <sup>3</sup> ) 22" Shelves	51.5	76.7
Packout (ft. <sup>3</sup> ) 24" Shelves	55.1	82.1
Packout Limit (lbs) 22" Shelves	1,550	2,300
Packout Limit (lbs) 24" Shelves	1,650	2,460
Shipping Weight without End Panels	2-Door	3-Door
RVLC30 Weight (lbs.)	755	1,055
Shipping Weight with Solid End Panels <sup>10</sup>	2-Door	3-Door
RVLC30 Weight (lbs.)	815	1,115
Shipping Weight with Windowed End <sup>10</sup>	2-Door	3-Door
RVLC30 Weight (lbs.)	865	1,165

Notes:

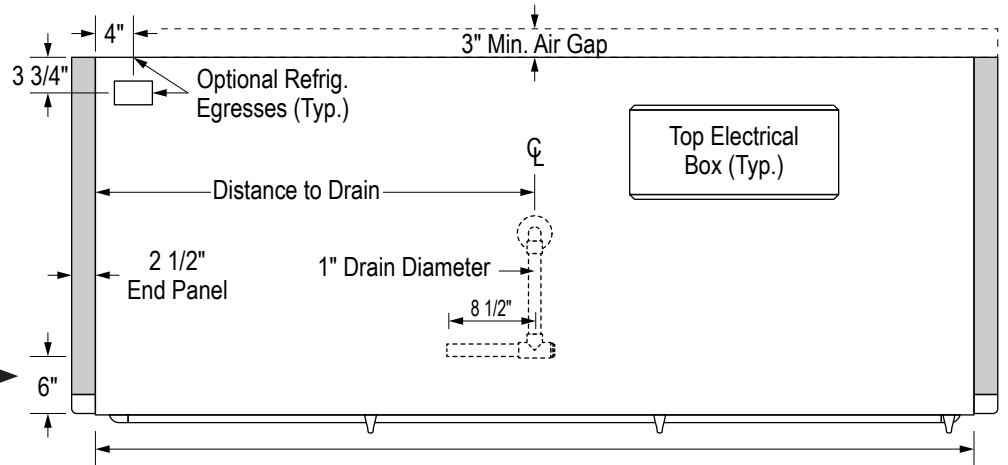
- Each solid end panel: 30 lbs. Each windowed end panel: 55 lbs.



RVLC30IM Top View



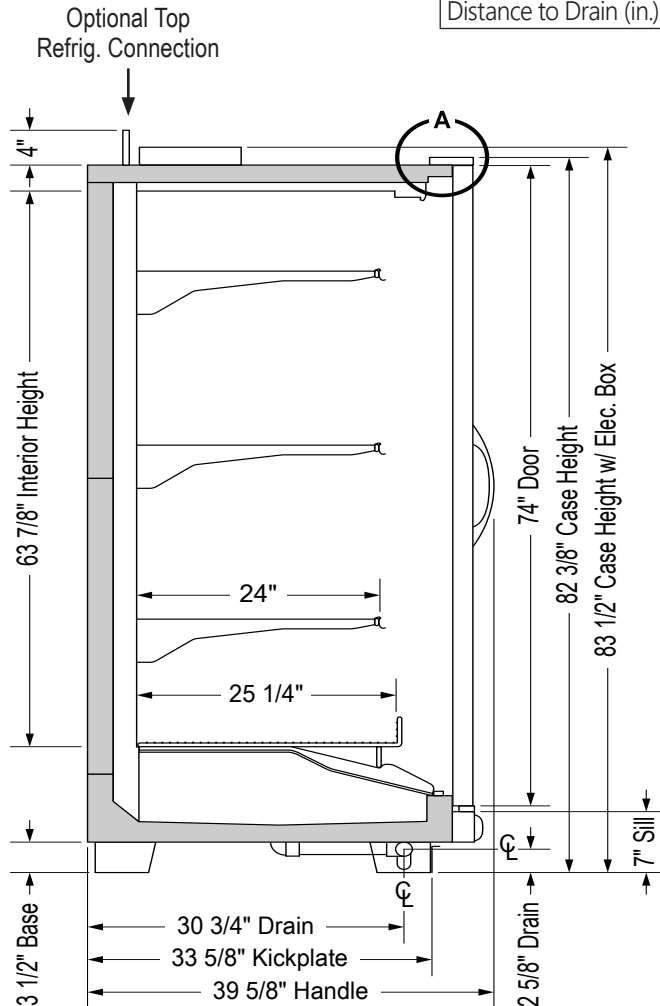
Building soffits must be set back at least 6" from the front of the doors to allow access to electrical wiring on the top of the case.



Case Dimensions

Measurements	2-Door	3-Door
Case Length (in.) without End Panels	62 1/8	92 1/2
Case Length (in.) with End Panels	67 1/8	97 1/2
Distance to Drain (in.) without End Panels	31	46 1/4

RVLC30IM End View



Coil cover support posts, protective rear wall grid, and heavy duty bottom wire rack per door are included.